


# NCF 2022 BASED CURRICULUM



# The Smart Kids

PLAY SCHOOL

A Happy School, A brighter Future

- Experimental learning
- Implementation of concepts
- Enhancement of motor sensor skills

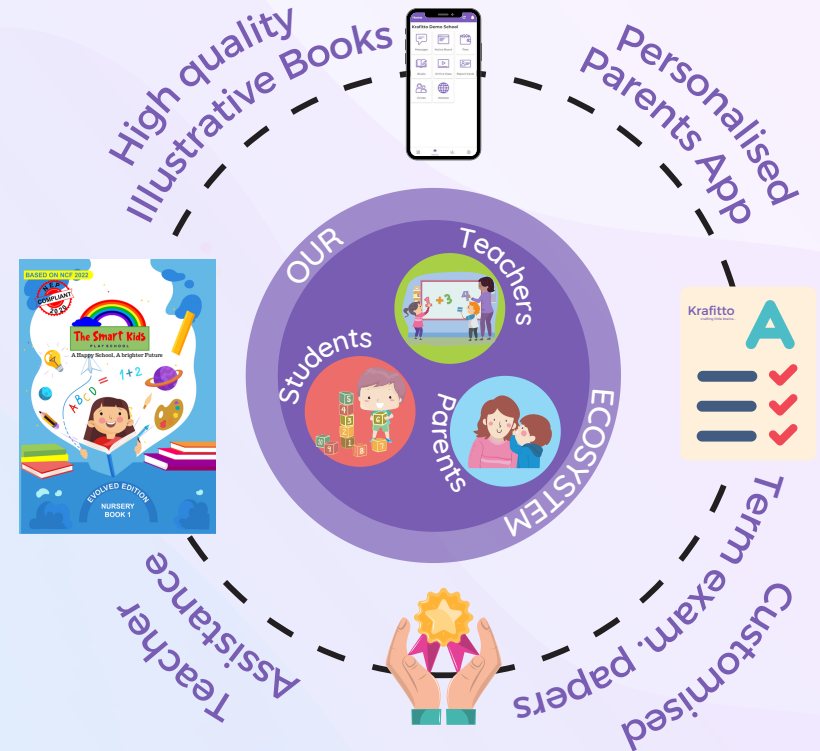


# Our Ecosystem

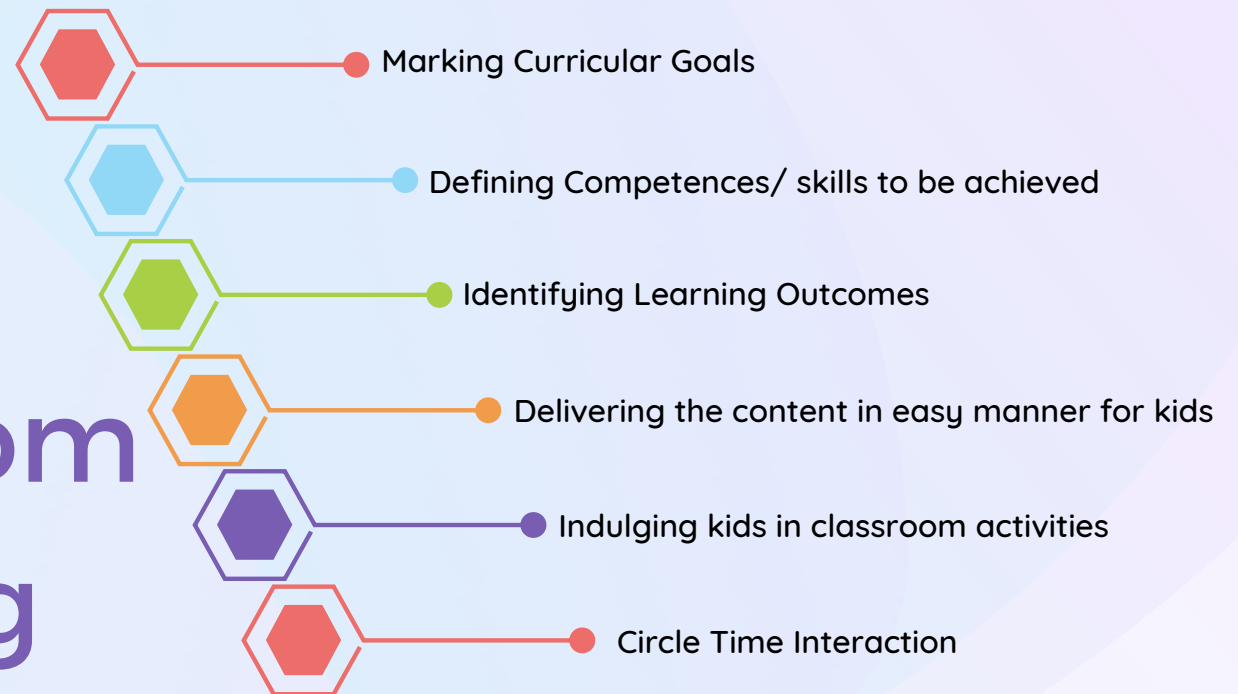
The Smart Kids Ecosystem has been build around students, parents and teachers where these 3 stake holders come together and act as a propeller for a smooth functioning of ecosystem. This ecosystem is a combination of

- High quality illustrative printed text books
- The Smart Kids Play School App for parents
- GetLitt! Stories
- Kleinetics Fitness Program

The Smart Kids eco-system helps schools as well as parents to ensure experiential learning and implementation of concepts and hence the books are bundled with The Smart Kids School App. It helps parents to understand the delivery of the content i-e how the topic is to be taught to a child and what learning outcomes are expected when the child completes a particular topic. The Smart Kids School App helps parents to engage kids in after school learning through physical assignments enhancing motor sensor skills that cover the aspects of the curriculum.



# 6 Step Classroom Learning



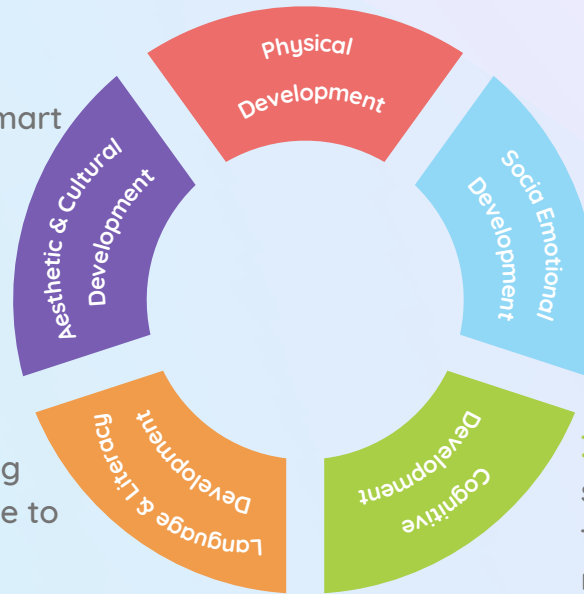
# Panchkosha Vikas - NCF 2022

The framework of our books and app revolves around National Curriculum Framework 2022 and follows the Panchakosha Vikas (five fold development) learning approach for kids in the age group of 3 years to 6 years.

**1. Physical Development** - Kleinetics Fitness Program where Parents and Teachers work with Kids for their HAPPY, HEALTHY and FIT Body.

**5. Aesthetic & Cultural Development** - The Smart Kids Joybox! helps in aesthetic and cultural development of kids by indulging them in art based "LEARNING BY DOING" activities.

**4. Language & Literacy Development** - Moulding kids in a structured pattern with proper exposure to develop listening, recognising and reading skill.



**2. Socio & Emotional Development** - The Smart Kids Ecosystem assisting Teachers for enhanced classroom/ Circle time activities helping kids to develop social bonding, expressive behaviour and emotional intelligence.

**3. Cognitive Development** - The Smart Kids Activity sheets come with ample brain storming and logical thinking activities to boost child's logical, observation, reasoning and quantitative skills.

## Key Features Of Our Books

- Month wise books - reducing bag weight
- Month wise books covering all subjects, activities, rhymes & stories and festivals for that month
- Ample number of activities pages and practice pages covered.
- 100 gsm Malaysian imported paper ensuring zero back page impression
- Perfect pinning, binding and lamination with flash cut for long durability
- App 100 % in sync with printed textbooks
- Build to ensure parent child engagement through assignment modules on every topic
- 18 exclusive Fitness Videos for kids by fitness trainers from Kleinetics supporting FIT INDIA MOVEMENT for kids



Scan To View Books

# The Smart Kids Play School Books - Aligning with NCF 2022

The framework of Krafitto books and app revolves around National Curriculum Framework 2022 and follows the Panchakosha Vikas (five fold development) learning approach for kids in the age group of 3 years to 5 years. In accordance with NCF Krafitto Ecosystem aims towards attending specific curricular goal for children in all 4 classes.

## THE SMART KIDS BOOKS - PLAYGROUP CURRICULUM

BOOKS	BLUE BOOK	GREEN BOOK	YELLOW BOOK	RED BOOK	ORANGE BOOK	PINK BOOK	PURPLE BOOK
	JUNE - JULY	AUGUST	SEPTEMBER	OCT - NOV	DECEMBER	JAN - FEB	MARCH
LITERACY	<ul style="list-style-type: none"> <li>Introduction to capital letters - A B C D</li> <li>Activities of letters A B C D</li> </ul>	<ul style="list-style-type: none"> <li>Introduction to capital letters - E F G H</li> <li>Activities of letters E F G H</li> </ul>	<ul style="list-style-type: none"> <li>Introduction to capital letters - I J K L</li> <li>Activities of letters I J K L</li> </ul>	<ul style="list-style-type: none"> <li>Introduction to capital letters - M N O P</li> <li>Activities of letter M N O P</li> </ul>	<ul style="list-style-type: none"> <li>Introduction to capital letters - Q R S T</li> <li>Activities of letters Q R S T</li> </ul>	<ul style="list-style-type: none"> <li>Introduction to capital letters - U V W X Y Z</li> <li>Activities of U V W X Y Z</li> </ul>	<ul style="list-style-type: none"> <li>Revision of alphabet</li> </ul>
NUMERACY	<ul style="list-style-type: none"> <li>Introduction of number - 0</li> <li>Concept - Up and down</li> <li>Concept activity</li> <li>Shape - Circle</li> <li>Shape activity</li> </ul>	<ul style="list-style-type: none"> <li>Introduction of number - 1</li> <li>Concept - Big and small</li> <li>Concept activity</li> <li>Shape - Triangle</li> <li>Shape activity</li> </ul>	<ul style="list-style-type: none"> <li>Introduction of number - 2</li> <li>Concept - In and out</li> <li>Concept activity</li> <li>Shape - Square</li> <li>Shape activity</li> </ul>	<ul style="list-style-type: none"> <li>Introduction of number - 3 &amp; 4</li> <li>Concept - Close and open</li> <li>Concept activity</li> <li>Shape - Rectangle</li> <li>Shape activity</li> </ul>	<ul style="list-style-type: none"> <li>Introduction of number - 5, 6 &amp; 7</li> </ul>	<ul style="list-style-type: none"> <li>Introduction of number - 8, 9 &amp; 10</li> </ul>	<ul style="list-style-type: none"> <li>Revision of numbers</li> <li>Revision of concepts</li> <li>Revision of shapes</li> </ul>
GENERAL AWARENESS	<ul style="list-style-type: none"> <li>Vegetables</li> <li>Flowers</li> <li>Colour - Blue with activity</li> <li>Festival - Eid, Guru Poonima, Ashadi Ekadashi</li> </ul>	<ul style="list-style-type: none"> <li>Body Parts</li> <li>Colour - Green with activity</li> <li>Colour - White with activity</li> <li>Festival - Rakhi, Janmasthami</li> <li>Celebration - Independence day</li> </ul>	<ul style="list-style-type: none"> <li>Farm animals</li> <li>Wild animals</li> <li>Colour - Yellow with activity</li> <li>Festival - Ganesh Chaturthi</li> <li>Celebration - Teacher's day</li> </ul>	<ul style="list-style-type: none"> <li>Emotions</li> <li>Birds</li> <li>Colour - Red with activity</li> <li>Festival - Navratri, Dusshera, Diwali</li> <li>Celebration - Gandhi Jayanti, Children's day</li> </ul>	<ul style="list-style-type: none"> <li>Day to day activities</li> <li>Road Transport</li> <li>Colour - Orange with activity</li> <li>Colour - Black with activity</li> <li>Festival - Christmas</li> </ul>	<ul style="list-style-type: none"> <li>Fruits</li> <li>Insects</li> <li>Colour - Pink with activity</li> <li>Festival - Lohri, Makar Sankranti, Pongal</li> <li>Celebration - Republic day</li> </ul>	<ul style="list-style-type: none"> <li>Revision of general awareness topics from blue book to pink book</li> <li>Colour - Purple with activity</li> <li>Revision of colours</li> <li>Festival - Gudi Padhwa, Mahashivratri, Holi</li> </ul>
RHYMES	<ul style="list-style-type: none"> <li>Twinkle Twinkle</li> <li>Early to bed</li> </ul>	<ul style="list-style-type: none"> <li>Chubby Cheeks</li> <li>Johny Johny</li> <li>Two little hands</li> </ul>	<ul style="list-style-type: none"> <li>Hey Diddle diddle</li> <li>Teddy bear</li> <li>Baa baa black sheep</li> </ul>	<ul style="list-style-type: none"> <li>Two little dicky birds</li> <li>Chidiya</li> </ul>	<ul style="list-style-type: none"> <li>Jingle bells</li> <li>Are you sleeping</li> <li>Wheels on the bus</li> </ul>	<ul style="list-style-type: none"> <li>Fal</li> <li>Titli rani itne sunder</li> </ul>	<ul style="list-style-type: none"> <li>Come little children</li> <li>Ten little fingers</li> <li>Chanda mama</li> </ul>
STORIES	<ul style="list-style-type: none"> <li>Hare And The Tortoise</li> </ul>	<ul style="list-style-type: none"> <li>Mouse And the lion</li> </ul>	<ul style="list-style-type: none"> <li>The miser and his gold</li> </ul>	<ul style="list-style-type: none"> <li>Thirsty crow</li> </ul>	<ul style="list-style-type: none"> <li>The geese and the tortoise</li> </ul>	<ul style="list-style-type: none"> <li>The fox and the grapes</li> </ul>	
Activities	<ul style="list-style-type: none"> <li>Stick Photo</li> <li>Make flower using hand print</li> </ul>	<ul style="list-style-type: none"> <li>Cotton Pasting</li> </ul>	<ul style="list-style-type: none"> <li>Tile decoration</li> <li>Paper crumpling</li> </ul>	<ul style="list-style-type: none"> <li>Hand printing</li> <li>Binding sticking</li> <li>Match stick pasting</li> </ul>	<ul style="list-style-type: none"> <li>Paper crumpling</li> </ul>	<ul style="list-style-type: none"> <li>Thumb printing</li> <li>Finger printing</li> </ul>	<ul style="list-style-type: none"> <li>Circle the fruit</li> <li>Circle the vegetable</li> </ul>

# THE SMART KIDS BOOKS - NURSERY CURRICULUM

BOOKS	BLUE BOOK	GREEN BOOK	YELLOW BOOK	RED BOOK	ORANGE BOOK	PINK BOOK	PURPLE BOOK
	JUNE - JULY	AUGUST	SEPTEMBER	OCT - NOV	DECEMBER	JAN - FEB	MARCH
LITERACY	<ul style="list-style-type: none"> <li>Revision of alphabet</li> <li>Introduction of standing lines</li> <li>Introduction of sleeping lines</li> <li>Trace and write capital letters E F H I L T</li> <li>Activities on letters E F H I L T</li> <li>Practice worksheets for E F H I L T</li> </ul>	<ul style="list-style-type: none"> <li>Introduction of slanting lines</li> <li>Trace and write capital letters - K N X Y</li> <li>Activities on letters K N X Y</li> <li>Practice worksheet for - K N X Y</li> </ul>	<ul style="list-style-type: none"> <li>More with slanting lines</li> <li>Trace and write capital letters - A M V W</li> <li>Activities on letters A M V W</li> <li>Practice worksheet for - A M V W</li> </ul>	<ul style="list-style-type: none"> <li>Introduction of left open curve</li> <li>Trace and write capital letters B D P R</li> <li>Introduction of right open curve</li> <li>Trace and write capital letters C G</li> <li>Activities on letters B C D G P R</li> <li>Practice worksheet for - B C D G P R</li> </ul>	<ul style="list-style-type: none"> <li>Introduction to tracing circle</li> <li>Trace and write capital letters O Q</li> <li>Activities on letters O Q</li> <li>Practice worksheet for - O Q</li> </ul>	<ul style="list-style-type: none"> <li>Introduction to up and down curves</li> <li>Trace and write capital letters U S J</li> <li>Activities on letters J S U</li> <li>Practice worksheet for - J S U</li> </ul>	<ul style="list-style-type: none"> <li>Revision of letter tracing</li> </ul>
NUMERACY	<ul style="list-style-type: none"> <li>Revision of numbers 1 - 10</li> <li>Revision of shapes - Circle, triangle, square, rectangle</li> <li>Revision of concepts - up and down, big and small, in and out, close and open</li> <li>Trace and write number - 1</li> <li>Colouring activity for number - 1</li> <li>Worksheet on number - 1</li> </ul>	<ul style="list-style-type: none"> <li>Trace and write number - 4</li> <li>Colouring activity for number - 4</li> <li>Shape - Oval</li> <li>Concept - Near and far</li> <li>Worksheet on number - 4</li> </ul>	<ul style="list-style-type: none"> <li>Trace and write number - 7</li> <li>Colouring activity for number - 7</li> <li>Shape - Heart</li> <li>Concept - Hot and cold</li> <li>Worksheet on number - 7</li> </ul>	<ul style="list-style-type: none"> <li>Trace and write number - 2 3 5 6 &amp; 9</li> <li>Colouring activity for number - 2 3 5 6 &amp; 9</li> <li>Shape - Star</li> <li>Concept - Tall and short</li> <li>Worksheet on number - 2 3 5 6 &amp; 9</li> </ul>	<ul style="list-style-type: none"> <li>Trace and write number - 8 &amp; 10</li> <li>Colouring activity for number - 8 &amp; 10</li> <li>Shape - Semi circle</li> <li>Concept - More and less</li> <li>Worksheet on number - 8 &amp; 10</li> </ul>	<ul style="list-style-type: none"> <li>Trace and write numbers - 11 to 20</li> <li>Shape - Diamond</li> <li>Concept - One and many</li> <li>Counting numbers upto 1 to 5</li> </ul>	<ul style="list-style-type: none"> <li>Revision of numbers - 1 to 20</li> <li>Revision of shapes</li> <li>Revision of concepts</li> <li>Counting numbers 1 to 10</li> </ul>
GENERAL AWARENESS	<ul style="list-style-type: none"> <li>Picture talk - My Family</li> <li>Picture talk - Summer season</li> <li>Things we wear, eat and drink in summer</li> <li>Colour - Blue</li> <li>Body Parts</li> <li>Festival - Eid, Guru Poornima, Ashadi Ekadashi</li> </ul>	<ul style="list-style-type: none"> <li>Picture talk - Rainy season</li> <li>Things that we wear, eat and drink in rainy season</li> <li>Colour - Green and white</li> <li>Good habits</li> <li>Table manners</li> <li>Celebration - Independence day</li> <li>Festival - Rakhi, Janmashthami</li> </ul>	<ul style="list-style-type: none"> <li>Picture talk - My School</li> <li>Picture talk - Vegetable seller</li> <li>Colour - Yellow</li> <li>Introduction to - Vegetables and their colours</li> <li>Introduction to - Fruits and their colours</li> <li>Introduction to - Flowers and their colours</li> <li>Celebration - Teacher's day</li> <li>Festival - Ganesh Chaturthi</li> </ul>	<ul style="list-style-type: none"> <li>Picture talk - My classroom</li> <li>Picture talk - My playground</li> <li>Colour - Red</li> <li>Introduction to animal sounds</li> <li>Introduction to reptiles</li> <li>Celebration - Gandhi Jayanti, Children's day</li> <li>Festival - Navratri, Dusshera, Diwali</li> </ul>	<ul style="list-style-type: none"> <li>Picture talk - Winter</li> <li>Things that we wear, eat and drink in winter</li> <li>Colour - Orange and black</li> <li>Introduction to - Aquatic animals</li> <li>Introduction to - Insects</li> <li>Introduction to - Birds</li> </ul>	<ul style="list-style-type: none"> <li>Picture talk - My city</li> <li>Colour - Pink</li> <li>Introduction to - Community helpers</li> <li>Introduction to transport through - road, air and water</li> <li>Celebration - Republic day</li> <li>Festival - Makar Sankranti, Lohri, Pongal</li> </ul>	<ul style="list-style-type: none"> <li>Revision of General Awareness topics - from blue book to pink book</li> <li>Colour - Purple and brown</li> <li>Festival - Gudi Padhwa, Mahashivratri, Holi</li> </ul>
RHYMES	<ul style="list-style-type: none"> <li>Mummy papa</li> <li>Two little hands</li> </ul>	<ul style="list-style-type: none"> <li>Rain on the grass</li> <li>Badal</li> </ul>	<ol style="list-style-type: none"> <li>Lalaji ne kela kahaya</li> <li>Aaloo kachalu</li> <li>Hot cross bun</li> </ol>	<ul style="list-style-type: none"> <li>Animal sounds</li> <li>Old Macdonald</li> </ul>	<ul style="list-style-type: none"> <li>Little Miss Muffet</li> <li>Titli rani</li> <li>Machli jal ki rani hai</li> </ul>	<ul style="list-style-type: none"> <li>I am a little aeroplane</li> <li>Pat a cake</li> <li>ek do ek do badte kadam</li> </ul>	<ul style="list-style-type: none"> <li>One two buckle my shoe</li> <li>Hop a little</li> </ul>
STORIES	<ul style="list-style-type: none"> <li>The dove and the ant</li> </ul>	<ul style="list-style-type: none"> <li>The magic tree</li> </ul>	<ul style="list-style-type: none"> <li>The fox and the crow</li> </ul>	<ul style="list-style-type: none"> <li>Two silly goats</li> </ul>	<ul style="list-style-type: none"> <li>The ugly duckling</li> </ul>	<ul style="list-style-type: none"> <li>The cap seller and the monkey</li> </ul>	
Activities	<ul style="list-style-type: none"> <li>Catch the letter fish</li> <li>Paper crumpling</li> <li>Paste sticks around nest</li> </ul>	<ul style="list-style-type: none"> <li>Cotton Pasting</li> <li>Pluck the letter mangoes</li> <li>Bindi pasting</li> </ul>	<ul style="list-style-type: none"> <li>Vegetable printing</li> <li>Water the flower letters</li> </ul>	<ul style="list-style-type: none"> <li>Farm letter animals</li> </ul>	<ul style="list-style-type: none"> <li>Find the way</li> <li>Draw hen using hand print</li> <li>Draw fish using hand print</li> </ul>	<ul style="list-style-type: none"> <li>Pencil shave pasting</li> <li>Find the way</li> </ul>	<ul style="list-style-type: none"> <li>Colour Palette</li> </ul>



# THE SMART KIDS BOOKS - JUNIOR K.G. CURRICULUM

BOOKS	BLUE BOOK	GREEN BOOK	YELLOW BOOK	RED BOOK	ORANGE BOOK	PINK BOOK	PURPLE BOOK
	JUNE - JULY	AUGUST	SEPTEMBER	OCT - NOV	DECEMBER	JAN - FEB	MARCH
LITERACY	<ul style="list-style-type: none"> <li>Revision - Tracing letters A - Z</li> <li>Phonic sound and representation - a b c d e</li> <li>Trace and write small letter - a b c d e</li> <li>Letter activities - a b c d e</li> <li>Practice worksheet - a b c d e</li> </ul>	<ul style="list-style-type: none"> <li>Revision - Trace and write A/a to E/e</li> <li>Phonic sound and representation - f g h i j</li> <li>Trace and write small letter f g h i j</li> <li>Letter activities - f g h i j</li> <li>Practice worksheet - f g h i j</li> </ul>	<ul style="list-style-type: none"> <li>Revision - Trace and write F/f to J/j</li> <li>Phonic sound and representation - k l m n o</li> <li>Trace and write small letter - k l m n o</li> <li>Letter activities - k l m n o</li> <li>Practice worksheet - k l m n o</li> </ul>	<ul style="list-style-type: none"> <li>Revision - Trace and write K/k to O/o</li> <li>Phonic sound and representation - p q r s t</li> <li>Trace and write small letter - p q r s t</li> <li>Letter activities - p q r s t</li> <li>Practice worksheet - p q r s t</li> </ul>	<ul style="list-style-type: none"> <li>Revision - Trace and write P/p to T/t</li> <li>Phonic sound and representation - u v w x y z</li> <li>Trace and write small letter - u v w x y z</li> <li>Letter activities - u v w x y z</li> <li>Practice worksheet - u v w x y z</li> </ul>	<ul style="list-style-type: none"> <li>Revision of alphabets A/a to Z/z</li> <li>Trace and write two letter words - am, as, at, be, go, if, in, it, me, my, on, up, we</li> <li>Practice worksheet for two letter words</li> </ul>	<ul style="list-style-type: none"> <li>Revision of two letter words</li> <li>Activities on letter A/a to Z/z</li> <li>Activity on two letter words</li> </ul>
NUMERACY	<ul style="list-style-type: none"> <li>Revision - Write numbers 1 - 10</li> <li>Revision Concepts</li> <li>Revision of shapes</li> <li>Counting activities for 1 - 10</li> <li>Number line</li> <li>Ascending and descending</li> <li>Before and after numbers</li> </ul>	<ul style="list-style-type: none"> <li>Trace and write numbers - 11 - 20</li> <li>Shape - Pentagon</li> <li>Counting activities 11 - 20</li> <li>Practice worksheet - 11 - 20</li> </ul>	<ul style="list-style-type: none"> <li>Revision - Trace numbers 1 - 20</li> <li>Trace and write numbers 21 - 30</li> <li>Concept - Same and different</li> <li>Shape - Hexagon</li> <li>Counting activities - 21 - 30</li> <li>Practice worksheet - 21 - 30</li> </ul>	<ul style="list-style-type: none"> <li>Revision - Trace numbers 1 - 30</li> <li>Trace and write numbers 31 - 40</li> <li>Shape - Heptagon</li> <li>Counting activities - 31 - 40</li> <li>Practice worksheet - 31 - 40</li> </ul>	<ul style="list-style-type: none"> <li>Revision - Trace numbers 1 - 40</li> <li>Trace and write numbers 41 - 50</li> <li>Concept - Left and right</li> <li>Shape - Octagon</li> <li>Counting activities - 41 - 30</li> <li>Practice worksheet - 41 - 30</li> </ul>	<ul style="list-style-type: none"> <li>Revision - Trace numbers 1 - 50</li> <li>Introduction of number notation - 1 - 10</li> <li>Sets</li> <li>Counting using sets</li> </ul>	<ul style="list-style-type: none"> <li>Counting activities from 1 to 50</li> <li>Counting activities using sets</li> <li>Revision of shapes</li> <li>Revision of concepts</li> <li>Missing numbers</li> <li>Before and after numbers</li> </ul>
GENERAL AWARENESS	<ul style="list-style-type: none"> <li>Picture talk - The beach</li> <li>Things that we wear, eat and drink at the beach</li> <li>Revision of colours</li> <li>About me and my family (question and answer)</li> <li>Good habits</li> <li>Good Behaviour</li> <li>Festival - Eid, guru poornima, ashadi ekadashi</li> </ul>	<ul style="list-style-type: none"> <li>Introduction of water cycle</li> <li>Sources of water, uses of water</li> <li>Concept - Wet and dry</li> <li>Picture talk - Garden</li> <li>Celebration - Independence day</li> <li>Festival - Rakhi, Janmasthami</li> </ul>	<ul style="list-style-type: none"> <li>Introduction to days of the week</li> <li>Introduction to months of the year</li> <li>Introduction to seasons and their months</li> <li>Picture talk - circus</li> <li>Celebration - Teacher's day</li> <li>Festival - Ganesh Chaturthi</li> </ul>	<ul style="list-style-type: none"> <li>Animals and their homes</li> <li>Concept - Empty and full</li> <li>Question and answer on - Domestic animals, Wild animals, Aquatic animals, Reptiles, Insects, Birds</li> <li>Picture talk - zoo</li> <li>Celebration - Gandhi Jayanti, Children's day</li> <li>Festival - Navratri, Dusshera, Diwali</li> </ul>	<ul style="list-style-type: none"> <li>Types of vegetables - Under ground, above the ground, Green leafy vegetables</li> <li>Introduction to healthy food - Fruits and vegetables, Grains, Milk and milk products, Beans and pulses, Dry fruits,</li> <li>Healthy food v/s junk food</li> <li>Picture talk - Birthday party</li> <li>Festival - Christmas</li> </ul>	<ul style="list-style-type: none"> <li>Question and answer</li> <li>Community helpers</li> <li>Traffic signal</li> <li>Road safety rules</li> <li>Picture talk - Hospital</li> <li>Celebration - Republic day</li> <li>Festival - Lohri, Makar Sankranti, Pongal</li> </ul>	<ul style="list-style-type: none"> <li>Revision of EVS topics from blue book to pink book</li> <li>Colour mixing wheel</li> <li>Festival - Gudi Padhwa, Mahashivratri, Holi</li> </ul>
LANGUAGE (HINDI)	<ul style="list-style-type: none"> <li>Introduction to अ</li> <li>Activities on akshar अ</li> <li>Practice worksheet of akshar अ</li> </ul>	<ul style="list-style-type: none"> <li>Introduction to akshar आ</li> <li>Activities on akshar आ</li> <li>Practice worksheet of akshar आ</li> </ul>	<ul style="list-style-type: none"> <li>Introduction to akshar इ, ई</li> <li>Activities on akshar इ, ई</li> <li>Practice worksheet of akshar इ, ई</li> </ul>	<ul style="list-style-type: none"> <li>Revision of अ, आ, इ, ई</li> <li>Introduction to akshar उ, ऊ, ऋ</li> <li>Activities on akshar उ, ऊ, ऋ</li> <li>Practice worksheet of akshar उ, ऊ, ऋ</li> </ul>	<ul style="list-style-type: none"> <li>Revision of अ, आ, इ, ई, उ, ऊ, ऋ</li> <li>Introduction to akshar ए, ऐ, औ</li> <li>Activities on akshar ए, ऐ, औ</li> <li>Practice worksheet of akshar ए, ऐ, औ</li> </ul>	<ul style="list-style-type: none"> <li>1. Revision of - अ, आ, इ, ई, उ, ऊ, ए, ऐ, औ</li> <li>Introduction to akshar औ, अं, अः</li> <li>Activities on akshar औ, अं, अः</li> <li>Practice worksheet of akshar औ, अं, अः</li> </ul>	<ul style="list-style-type: none"> <li>Revision of - अ, आ, इ, ई, उ, ऊ, ए, ऐ, औ, अं, अः</li> </ul>
RHYMES	<ul style="list-style-type: none"> <li>Bits of paper</li> <li>Hop a little</li> </ul>	<ul style="list-style-type: none"> <li>Hot cross bun</li> <li>Titli rani</li> </ul>	<ul style="list-style-type: none"> <li>We wille winkle</li> <li>30 days has September</li> </ul>	<ul style="list-style-type: none"> <li>Jungle mein janwar</li> <li>London bridge</li> </ul>	<ul style="list-style-type: none"> <li>Jingle bells</li> <li>Aaloo bola mujhko khalo</li> </ul>	<ul style="list-style-type: none"> <li>Cobbler cobbler</li> <li>ek bandar ne kholi dukan</li> </ul>	<ul style="list-style-type: none"> <li>The wheels on the bus</li> <li>Pussy cat</li> </ul>
STORIES	<ul style="list-style-type: none"> <li>The greedy dog</li> </ul>	<ul style="list-style-type: none"> <li>The lion and the cows</li> </ul>	<ul style="list-style-type: none"> <li>The lazy donkey</li> </ul>	<ul style="list-style-type: none"> <li>Wise Birbal</li> </ul>	<ul style="list-style-type: none"> <li>The ugly duckling</li> </ul>	<ul style="list-style-type: none"> <li>Two silly goats</li> </ul>	
Activities	<ul style="list-style-type: none"> <li>Paste your name</li> </ul>	<ul style="list-style-type: none"> <li>Find the way</li> <li>Cotton Pasting</li> </ul>	<ul style="list-style-type: none"> <li>Vegetable print</li> <li>Hand print</li> </ul>	<ul style="list-style-type: none"> <li>Mosaic using chart paper</li> <li>Colour picture of zoo</li> </ul>	<ul style="list-style-type: none"> <li>Grain pasting</li> <li>Colour the fruit basket</li> </ul>	<ul style="list-style-type: none"> <li>Make flower - match stick</li> <li>Crumble chart paper</li> </ul>	<ul style="list-style-type: none"> <li>Circle the fruit</li> <li>Circle the vegetable</li> </ul>

# THE SMART KIDS BOOKS - SENIOR K.G. CURRICULUM

BOOKS	BLUE BOOK	GREEN BOOK	YELLOW BOOK	RED BOOK	ORANGE BOOK	PINK BOOK	PURPLE BOOK
	JUNE - JULY	AUGUST	SEPTEMBER	OCT - NOV	DECEMBER	JAN - FEB	MARCH
LITERACY	<ul style="list-style-type: none"> <li>Revision of Capital letters A - Z</li> <li>Revision of small letters a - z</li> <li>Sound of vowel a</li> <li>a sound words - ag, ap, at</li> <li>Use of In/ On</li> <li>Use of On/ Under</li> <li>Reading exercise</li> </ul>	<ul style="list-style-type: none"> <li>Sound of vowel e</li> <li>e sound words - ed, en, et</li> <li>Use of The</li> <li>Use of Has/ Have</li> <li>Use of His/ Her</li> <li>Reading exercise</li> </ul>	<ul style="list-style-type: none"> <li>Sound of vowel i</li> <li>i sound words - ib, id, in, it</li> <li>Use of This/ That</li> <li>Use of This/ These</li> <li>User of This/ Those</li> <li>Use of Yes/ No</li> <li>Reading exercise</li> </ul>	<ul style="list-style-type: none"> <li>Sound of vowel o</li> <li>o sound words - ob, od, op</li> <li>Sound of vowel u</li> <li>u sound words - ub, ug, um, un, ut</li> <li>User of A/An</li> <li>Opposites</li> <li>Reading exercise</li> </ul>	<ul style="list-style-type: none"> <li>Starting blends using - bl, br, ch, cl, cr, dr, fl, gl, gr, pl, pr, sc, sh, sk, sl, sm, sn, th, tr, tw, wh, wr</li> <li>Write days of week</li> <li>Write months of year</li> </ul>	<ul style="list-style-type: none"> <li>Ending blends using - _ar, _at, _ap, _er, _ft, _ld, _lk, _lp, _lt, _ll, _nd, _ng, _nk, _nt, _rk, _rd, _pt, _th, _sh, _st, _sk, _ss</li> <li>Write short sentences</li> </ul>	<ul style="list-style-type: none"> <li>Revision of sound of vowels</li> <li>Use of have/ has/ his/ her/ this/ that/ these/ those/ yes/ no/ A/ An/ opposites</li> <li>Reading exercise</li> <li>Practice on blends</li> </ul>
NUMERACY	<ul style="list-style-type: none"> <li>Revision of number writing 1 - 50</li> <li>Revision of concepts -</li> <li>Revision of shapes -</li> <li>Revision of number notation 1 - 10</li> <li>Missing numbers 1 - 50</li> <li>Number series 1 to 50</li> </ul>	<ul style="list-style-type: none"> <li>Trace and write numbers 51 to 60</li> <li>Number notation - 11 to 20</li> <li>Shape - cube</li> <li>Complete the shape series</li> <li>Backward counting 50 - 1</li> </ul>	<ul style="list-style-type: none"> <li>Revision of numbers 51 - 60</li> <li>Trace and write numbers 61 to 70</li> <li>Number notation - 21 to 40</li> <li>Ordinals</li> <li>Shape - Cone</li> </ul>	<ul style="list-style-type: none"> <li>Revision of numbers 61 - 70</li> <li>Trace and write numbers 71 to 80</li> <li>Number notation - 41 to 60</li> <li>Greater than and less than</li> <li>Shape - Cylinder</li> </ul>	<ul style="list-style-type: none"> <li>Revision of numbers 71 - 80</li> <li>Trace and write numbers 81 to 90</li> <li>Revision number notation - 61 to 70</li> <li>Addition of single digit numbers</li> <li>Picture addition</li> <li>Clock and time</li> </ul>	<ul style="list-style-type: none"> <li>Revision of numbers 81 - 90</li> <li>Trace and write numbers 91 to 100</li> <li>Number notation - 71 to 90</li> <li>Subtraction of single digit number</li> <li>Currency</li> </ul>	<ul style="list-style-type: none"> <li>Revision of numbers 1 to 100</li> <li>Backward counting 100 - 1</li> <li>Number notation 91 to 100</li> <li>Revision of shapes</li> <li>Addition and subtraction</li> <li>Before and after number</li> <li>Time and currency</li> </ul>
GENERAL AWARENESS	<ul style="list-style-type: none"> <li>Picture talk - My home Things we have in our living room, kitchen, bedroom, bathroom</li> <li>My family - Nuclear family and joint family</li> <li>My family tree</li> <li>Festival - Eid, guru poornima, ashadi ekadashi</li> </ul>	<ul style="list-style-type: none"> <li>Question and answer on vegetables</li> <li>Question and answer on fruits</li> <li>Write in words - fruits and vegetables</li> <li>Celebration - Independence day</li> <li>Festival - Rakhi, Janmasthami</li> </ul>	<ul style="list-style-type: none"> <li>Pollution</li> <li>Noise pollution</li> <li>Air pollution</li> <li>Water pollution</li> <li>Celebration - Teacher's day</li> <li>Festival - Ganesh Chaturthi</li> </ul>	<ul style="list-style-type: none"> <li>Life cycle of a plant</li> <li>Parts of plant</li> <li>Parts of flower</li> <li>Trees and shrubs</li> <li>Write in words - flowers</li> <li>Celebration - Gandhi Jayanti, Children's day</li> <li>Festival - Navratri, Dusshera, Diwali</li> </ul>	<ul style="list-style-type: none"> <li>Animals and their young ones</li> <li>Write in words - animals</li> <li>Festival - Christmas</li> </ul>	<ul style="list-style-type: none"> <li>Life cycle of a butter fly</li> <li>Life cycle of a frog</li> <li>Solar system</li> <li>Body parts of a fish</li> <li>Festival - Lohri, Makar Sankranti, Pongal</li> </ul>	<ul style="list-style-type: none"> <li>Revision of General awareness topics from blue book to pink book</li> <li>Festival - Gudi Padhwa, Mahashivratri, Holi</li> </ul>
LANGUAGE (HINDI)	<ul style="list-style-type: none"> <li>Revision of अ - आ:</li> </ul>	<ul style="list-style-type: none"> <li>Trace and write - क - ड</li> <li>Names in hindi - Fruits, Vegetables</li> </ul>	<ul style="list-style-type: none"> <li>Revision of क - ड</li> <li>Introduction of hindi च - छ</li> <li>Names in hindi - Flower</li> </ul>	<ul style="list-style-type: none"> <li>Revision of च - छ</li> <li>Introduction of hindi ट - ण</li> <li>Names in hindi - Animals</li> </ul>	<ul style="list-style-type: none"> <li>Revision of ट - ण</li> <li>Introduction of hindi त - न प - म</li> <li>Names in hindi - Transport</li> </ul>	<ul style="list-style-type: none"> <li>Revision of त - न प - म</li> <li>Introduction of hindi य - ज्ञ</li> <li>Names in hindi - Insects and birds</li> <li>Two letter akshar in hindi</li> </ul>	<ul style="list-style-type: none"> <li>Revision of क - ज्</li> <li>Revision of names in hindi</li> <li>Two letter words in hindi</li> </ul>
RHYMES	<ul style="list-style-type: none"> <li>Meri gaiya</li> <li>I am a little teapot</li> </ul>	<ul style="list-style-type: none"> <li>Choti si motor k under</li> <li>This is the way</li> </ul>	<ul style="list-style-type: none"> <li>Uper chanda</li> <li>Row row row your boat</li> </ul>	<ul style="list-style-type: none"> <li>Bandar mama</li> <li>Roly poly</li> </ul>	<ul style="list-style-type: none"> <li>Hickory Dickory</li> <li>Jingle bells</li> </ul>	<ul style="list-style-type: none"> <li>Patang</li> <li>If you are happy</li> </ul>	<ul style="list-style-type: none"> <li>Shyama ki gudiay</li> <li>We say thank you</li> </ul>
STORIES	<ul style="list-style-type: none"> <li>The golden touch</li> </ul>	<ul style="list-style-type: none"> <li>The honest woodcutter</li> </ul>	<ul style="list-style-type: none"> <li>The dog at the well</li> </ul>	<ul style="list-style-type: none"> <li>Three little pigs</li> </ul>	<ul style="list-style-type: none"> <li>Who ate the kheer</li> </ul>	<ul style="list-style-type: none"> <li>The crow and the sparrow</li> </ul>	
Activities	<ul style="list-style-type: none"> <li>Fold, cut and paste</li> </ul>	<ul style="list-style-type: none"> <li>Paste match stick to make a hut</li> </ul>	<ul style="list-style-type: none"> <li>Make a mosaic rainbow</li> </ul>	<ul style="list-style-type: none"> <li>Make a collage as shown in picture</li> </ul>	<ul style="list-style-type: none"> <li>Help Santa to find the way</li> </ul>	<ul style="list-style-type: none"> <li>Crumple paper to make a fish</li> </ul>	<ul style="list-style-type: none"> <li>Paste chart paper to make a flower</li> </ul>

# Our Methodology

- Being inspired by Waldorf and Montessori Methodology we have designed our Course Curriculum which caters to the holistic development of the child.
- Learning while playing is a unique method of teaching. Here the energy level of child are channelized so that you get the very best out of it by developing the thinking process in a child.

# Our Philosophy

- We believe that: Each child is an unique individual and they develop at a different pace.
- Children should learn in a safe, child-centered environment through exploration and a variety of open-ended activities.
- The learning environment and educational process should recognize different learning styles, abilities and interests.
- Education should address the whole needs of the child i.e. Scientific development.
- The kindergarten program should focus on the physical, social, emotional, and intellectual development of the child.
- The early establishment of a positive self-concept and a positive attitude towards the school provide a foundation for formal education.

# Our Activities

Good Students - Teacher Ratio | Colourful Classrooms | Mind Room with LCD Projector | Activity Room | Doll Room | Ball Room  
Dining Room | Music & Dance Room | Modern Teaching Aids | Indoor / Outdoor Play Area | Splash Pool | Sand Pit | Art & Craft Workshop  
Educational field trips & Picnics



A Happy School, A brighter Future

The Smart Kids Play School  
Natraj Colony, Gondhale Nagar, Hadapsar Pune 28  
[+91 9657728871](tel:+919657728871) | [suryarup.hadapsar@gmail.com](mailto:suryarup.hadapsar@gmail.com)



POWERED BY  
**Krafitto**  
crafting little brains...